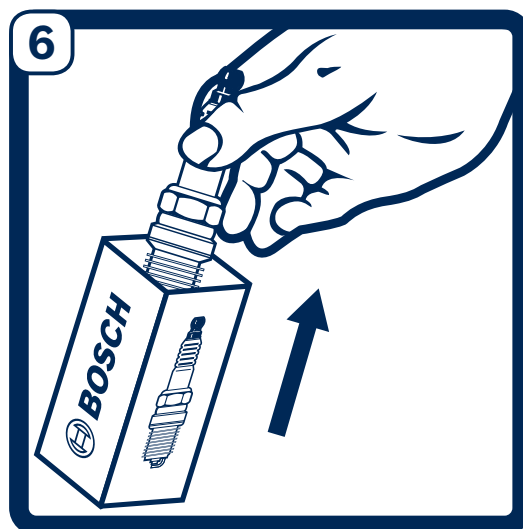

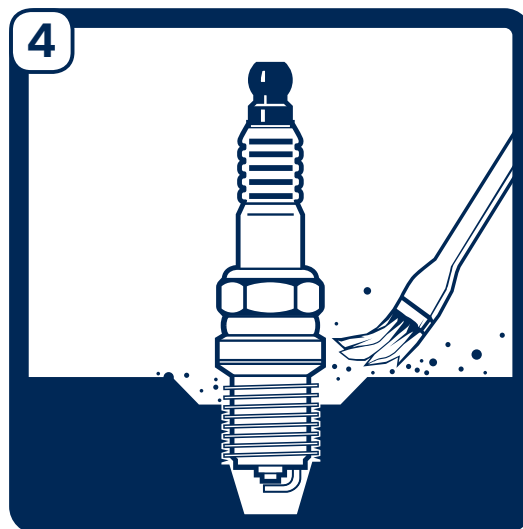

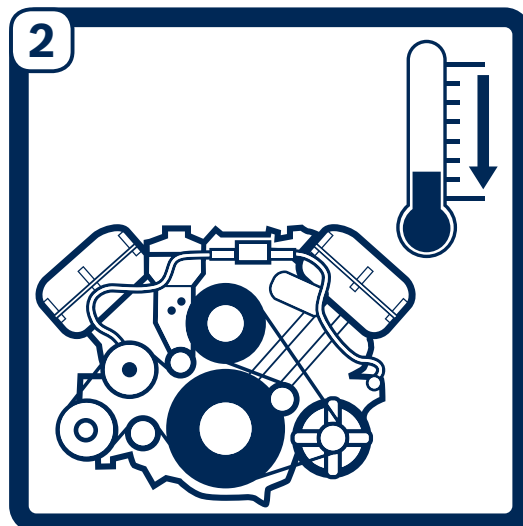



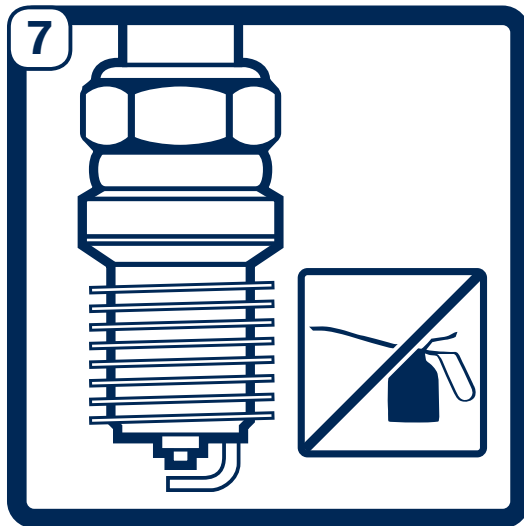
Spark Plugs

ERC



BOSCH





9a

M10x1	90°	12 Nm
M12x 1,25	90°	23 Nm
M14x 1,25 < 13 mm	90°	17 Nm
M14x 1,25 > 13 mm	90°	28 Nm
M18x 1,5	90°	38 Nm

9b

M12x 1,25	X	23 Nm
-----------	---	-------

9c

M12x1,25	15°	15 Nm
M14x1,25	15°	15 Nm
M18x1,5	15°	20 Nm

